



Technical Data Sheet - Coating

Tarsco Bolted Tank's epoxy coating is designed for corrosion protection in storage tanks. The epoxy is electrostatically applied to preheated steel as a dry powder which melts and cures to a uniform coating thickness. This bonding process provides excellent adhesion and coverage.

Chemical Resistance

- Municipal water
- Potable water
- Demineralized water
- Sea water
- Drilling mud
- Waste water
- Treated water
- Reverse osmosis water
- Crude oil
- Diesel
- Engine oil

Our epoxy coating is approved by the United States Environmental Protection Agency and United Kingdom National Water Council acceptable for use as a coating in contact with potable water. It also meets the requirements of American Water Works Association Standard C213 and C550.

Physical Properties

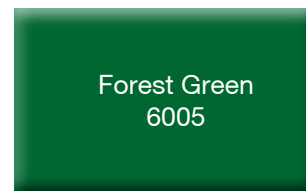
- pH range: from 3 to 14
- Temperature limit: 200°F (93° C) immersed
300°F dry (149°C)
- Impact resistance: ASTM D 2794 / 160 lbs-inch (direct and reverse).
- Flexibility: exceeds the requirements of ANSI codes B31.4 and B31.8

Quality Control

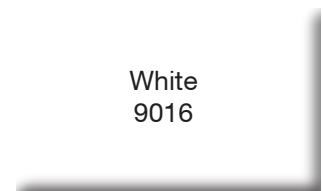
Parts are subjected to a thorough quality control evaluation with a high voltage defect testing procedure (holiday free test / 1100V). This will identify any holidays, inclusions and thin areas in the coating. Coating is measured in random areas of the sheets to assure there is a uniform thickness.

Standard Colors

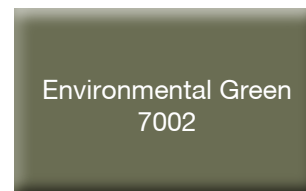
Due to printing limitations, the colors shown here may vary slightly from the actual coating colors.



Forest Green
6005



White
9016




Environmental Green
7002



Cobalt Blue
5013



Caribbean Blue
TBT Exclusive Color



Tan
1014



Technical Data Sheet - Coating - Page 2

Steps

Step One

The parts and sheets are degreased. Surfaces are blasted with engineering grit (SSPC-SP 10 near white metal); a rugged 3D surface topography is created for better powder coating adhesion.



Step Two

Step two is a four-stage power wash machine capable of providing a clean sheet while using an iron phosphate finish.

- Stage 1 - Clean
- Stage 2 - R.O. Rinse
- Stage 3 - R.O. Rinse
- Stage 4 - Zirconium




Step Three

Sheets are dried off completely in a gas convection oven to prevent flash rusting before painting.



Step Four

The basecoat is applied with a state-of-the-art powder application coatings system. The technology provides equal paint coverage over the entire sheet. Next, the sheet is cured at a controlled temperature (360°F) to maximize the cross-link bond of the epoxy particles.



- Interior basecoat : 7 mils of DFT average
- Exterior basecoat: 3-5 mils of DFT average

Step Five

The topcoat is applied in the final step and sheets are cured at a controlled temperature of 400°F yielding a final product for high performance and durability.

